Quick Stop FINANCE CENTER

Atlantic Bank

ONLINE BILL PAY

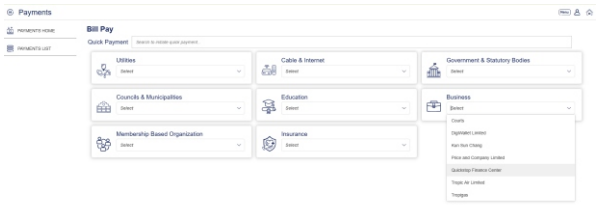	1. **Select:** “Bill Pay” on the main page **2. Next Select:** “Business” 3. **Select:** “Quickstop Finance Center”
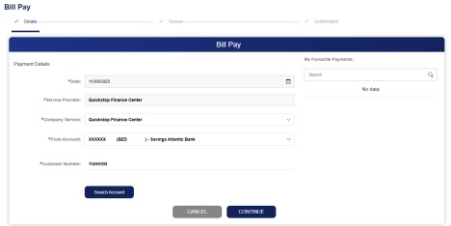	4. **Customer Number:** Enter REFERRAL ID (found on your Quickstop receipt) click “Search”.
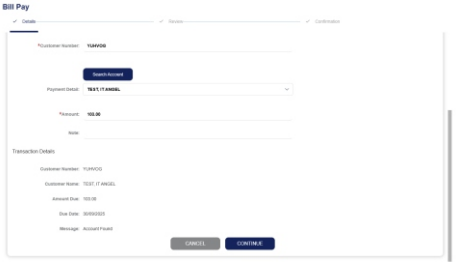 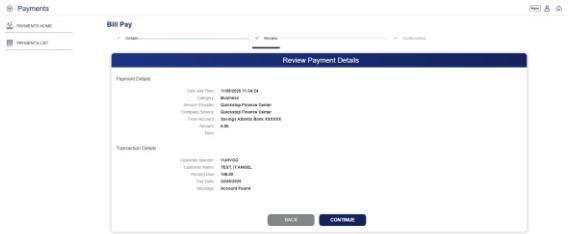	5. **Confirmation Details:** Enter payment amount you want to process and click “Continue”. 6. **Review Payment Details**: Click “Continue” to process payment.